



ENVIRONMENT STUDIES  
PROJECT  
ENGLISH PROGRAMME  
SEMESTER-1

NAME - KUMARI ANJALI SHAW

UNIVERSITY ROLL NO:- \_\_\_\_\_

UNIVERSITY REGISTRATION NO:- 113211110025

YEAR - 2021-22

COLLEGE ROLL NO. - BA298



## **Raniganj Girls' College**

**Course Name: Environment Studies**

**Course Code: AEE101**

**Topic of the project: Air pollution in my locality**

### **A Project Report**

**Submitted by Semester-I students (Academic Year 2021-22)**

<b>Name of the student</b>	<b>Registration Number</b>
INDRANI AKHULI	KNU113211210148
SANSKRITI PANDIT	KNU113211210015
AMBIKA KUMARI SHARMA	KNU113211210202
SHAYMA KHATUN	KNU113211210055
KHUSHI KUMARI	KNU113211210016
ISHIKA SINGH	KNU113211210277
KUMARI ANJALI SHAW	KNU113211210025
KHUSBU KUMARI	KNU113211210177
SOMA DAS	KNU113211210093
RIMI GHOSH	KNU113211210212
JAGRITI ANKURA	KNU113211210119
SONIYA RAUT	KNU113211210030
SONDHYA KUMARI YADAV	KNU113211210180
RIZVI PARVEEN	KNU113112101117
MONISHA DHIBAR	KNU113211210132
DIBYA KOIRI	KNU113211110173
MUSKAN KHATUN	KNU113211110167
KANCHAN KUMARI NONIA	KNU113211210010
NISHA PASWAN	KNU113211210029
RITA SHAW	KNU113211210257
SHAMPA MAJI	KNU113211210114
ASHAPURNA GHOSH	KNU113211210134
SWETA PASI	KNU113211210273
ANJALI YADAV	KNU113211210002

## CERTIFICATE

This is to certify that this project titled “Air pollution in my locality” submitted by the students for the award of degree of B.A. Honours/ Program is a bonafide record of work carried out under my guidance and supervision.

Name of the student	Registration Number
INDRANI AKHULI	KNU113211210148
SANSKRITI PANDIT	KNU113211210015
AMBIKA KUMARI SHARMA	KNU113211210202
SHAYMA KHATUN	KNU113211210055
KHUSHI KUMARI	KNU113211210016
ISHIKA SINGH	KNU113211210277
KUMARI ANJALI SHAW	KNU113211210025
KHUSBU KUMARI	KNU113211210177
SOMA DAS	KNU113211210093
RIMI GHOSH	KNU113211210212
JAGRITI ANKURA	KNU113211210119
SONIYA RAUT	KNU113211210030
SONDHYA KUMARI YADAV	KNU113211210180
RIZVI PARVEEN	KNU113112101117
MONISHA DHIBAR	KNU113211210132
DIBYA KOIRI	KNU113211110173
MUSKAN KHATUN	KNU113211110167
KANCHAN KUMARI NONIA	KNU113211210010
NISHA PASWAN	KNU113211210029
RITA SHAW	KNU113211210257
SHAMPA MAJI	KNU113211210114
ASHAPURNA GHOSH	KNU113211210134
SWETA PASI	KNU113211210273
ANJALI YADAV	KNU113211210002

Place: Raniganj

Date: 18.03.2022



Assistant Professor, Department of Zoology

Signature of the supervisor with designation and department

# INDEX


TOPIC

PAGE NO.

- |   |       |
|---|-------|
| 1. Title of the project                   | 01    |
| 2. Introduction & Causes of Air Pollution | 02-03 |
| 3. Objective of Air Pollution             | 04    |
| 4. Data Collection & Experimental Setup   | 05-06 |
| 5. Data Analysis & Observation            | 07-08 |
| 6. Data Interpretation                    | 09    |
| 7. Conclusion / Inference                 | 10    |
| 8. Reference / Bibliography               | 11    |
| 9. Acknowledgement                        | 12    |



# AIR POLLUTION IN THE AREA OF RAJBARI JIRADANGA AND IT'S QUALITATIVE MEASUREMENT



# INTRODUCTION

Air pollution is the presence of substances in the atmosphere that are harmful to the health of humans and other living beings, or cause damage to the climate or to materials. There are different types of air pollutants, such as gases (such as ammonia, carbon monoxide, sulfur dioxide, nitrous oxides, methane and chlorofluorocarbons), particulates (both organic and inorganic), and biological molecules. Air pollution may cause disease, allergies and even death to humans; it may also cause harm to other living organisms such as animals and food crops, and may damage the natural or built environment. Both human activity and natural processes can generate air pollution. It is a significant risk factor for a number of pollution-related diseases, including respiratory infections, heart disease, COPD, stroke and lung cancer. Growing evidence suggests that air pollution exposure may be associated with reduced IQ scores, impaired cognition, increased risk for psychiatric disorders such as depression and detrimental perinatal health. Outdoor air pollution alone cause 2.1 to 4.21 million deaths annually. Overall, air pollution causes the deaths of around 7 million people worldwide each year, or a global mean loss of life expectancy (LLE) of 2.9 years, and is the world's largest single environmental health risk. Indoor air pollution and poor urban air quality are listed as two of the world's worst toxic pollution problems in the 2008 Blacksmith Institute World's Worst Polluted Places report. The scope of air pollution crisis is enormous 90% of the world's population breathes dirty air to some degree. Although health consequences are extensive.

# CAUSES OF AIR POLLUTION

## (1) Burning of Fossil Fuels :-

The combustion of fossil fuels emits a large amount of sulphur dioxide. Carbon monoxide released by incomplete combustion of fossil fuel also results in air pollution.

## (2) Agricultural Activities :-

Ammonia is one of the most hazardous gases emitted during agricultural activities. The insecticides, pesticides and fertilizers emit harmful chemicals in the atmosphere and contaminate it.

## (3) Automobiles :-

The gases emitted from vehicles such as jeeps, trucks, cars, buses, etc. pollute the environment. These are the major sources of greenhouse gases and also result in diseases among individuals.

## (4) Factories and Industries :-

Factories and industries are the main source of carbon monoxide, organic compounds, hydrocarbons and chemicals. These are released into the air, degrading its quality.

## (5) Mining Activities :-

In the mining process, the minerals below the earth are extracted using large pieces of equipment. The dust and chemicals released during the process not only pollute the air, but also deteriorate the health of the workers and people living in the nearby areas.



# OBJECTIVE

- Our objectives for doing this project is to express our disapproval of air pollution as it has been the biggest cause of global warming so far. Things like greenhouse gases and car exhaust are the most common causes for air pollution.
- Protect and enhance the quality of air resources and also protect public health and welfare while fostering a beneficial productive capacity.
- Prevention, control and abatement of air pollution.
- If we don't ~~stop~~ stop air pollution, the ice caps in the north pole will eventually melt and the sea level will rise, thus flooding the low lying countries. It will kill many ~~as~~ animals like polar bears.
- Air pollution is also destroying the ozone layer and lots of animals thus we want to reduce it.
- At least we think that by doing a campaign. We can aware people of the <sup>enlighten</sup> cons. of air pollution and tell them what they can do to stop it.



DATA TABLE OF AIR POLLUTION  
IN OUR LOCALITY  
RAJBARI JIRADANGA

Area of Air Pollution	UNIT of Air Pollution	Scale in Centimeters
Main Road	8 Au	$\frac{22}{7} \times 36$
P. Ground	4 Au	$\frac{22}{7} \times 36$
Home	2 Au	$\frac{22}{7} \times 36$

# EXPERIMENTAL SET UP

## FORMATION

Air pollution is a mixture of solid particles and gases in the air. Car emissions, chemicals from factories, dust, pollen and mold spores may be suspended particles.

● Today I do air pollution experiment.

So, I need some necessary things as :-

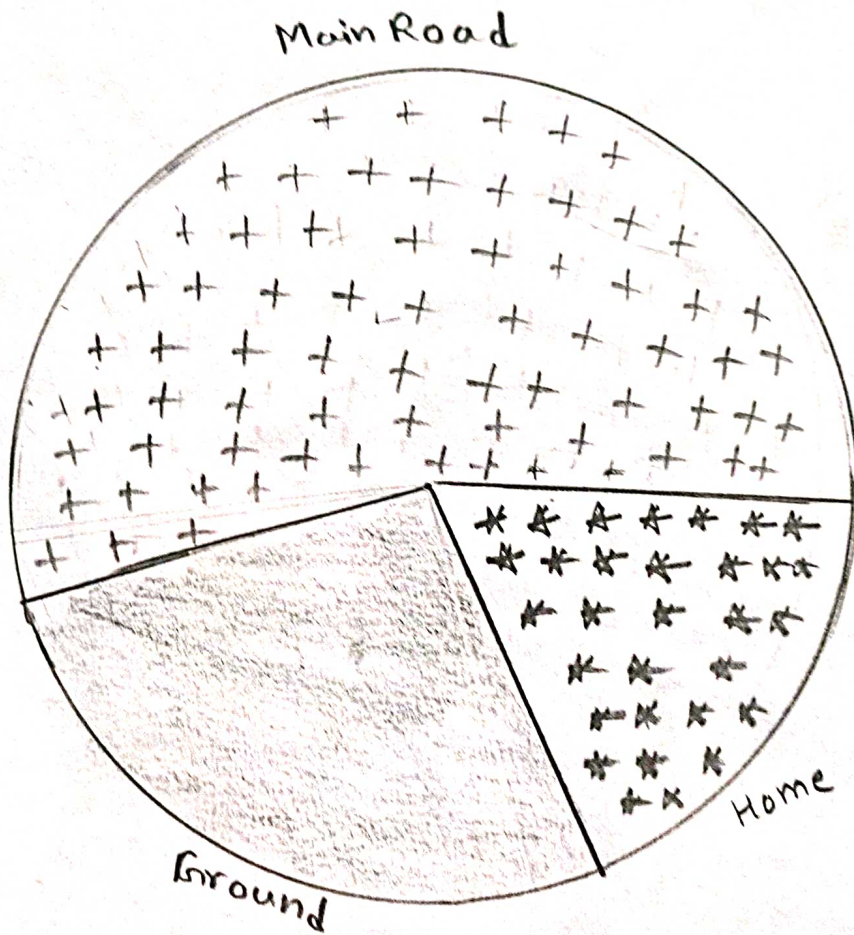
- (1) Three paper plates.
- (2) A vaseline.
- (3) Three long thread.

● At first, I do two holes in one paper plate. Similarly four holes make in other two paper plates. Then take a long thread, therefore put the thread in this hole in those plates. After this the front side of this three plates apply the vaseline in the whole of the front side in those paper plates. Then we need find a place where you can take and also catch the pollution. I think that this project must be done at near our main road, ground and home.




# DIAGRAMATIC REPRESENTATION OF PIE CHART

## OF POLLUTION IN THREE DIFFERENT AREA

SHOWING THE AIR POLLUTION IN OUR LOCALITY (RAJBARTI JIRADANGA)



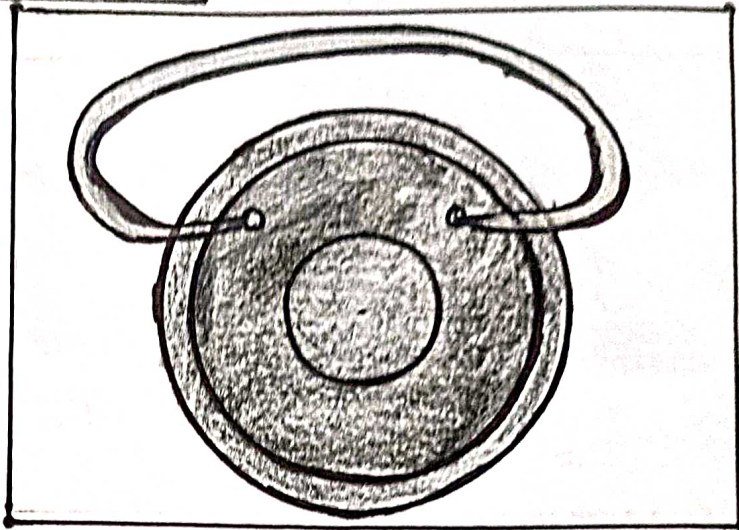
Index

-  → Main Road
-  → Ground
-  → Home

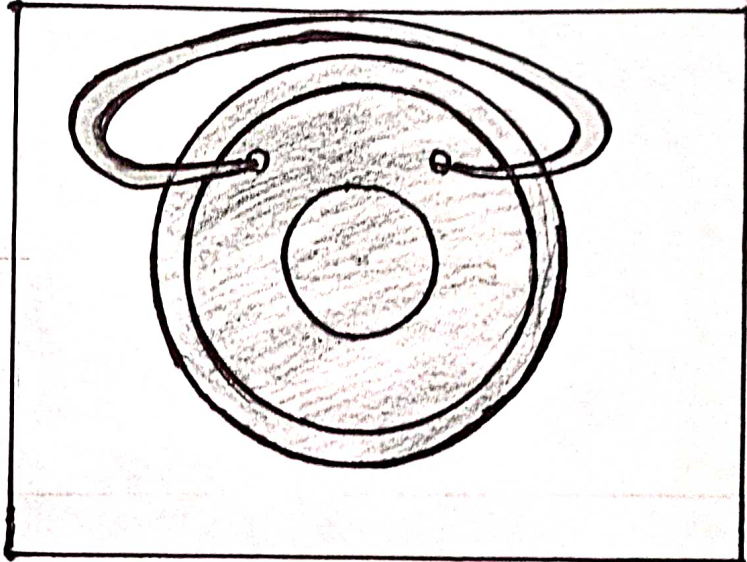
# AIR POLLUTION IN DIFFERENT

## PLACES:-

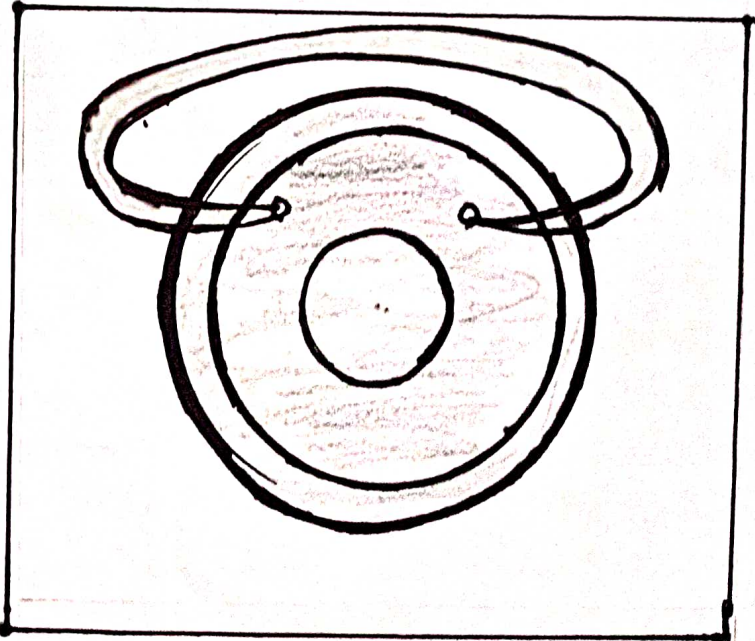
MAIN ROAD



GROUND



HOME



# INTERPRETATION

The area we live in full of greenery so air pollution level is not the matter of thought to us. Where air pollution is mainly found are:-

(i) Main Road    (ii) Ground    (iii) Home

● As per my survey on vehicles the pollution level of these places are as follows :-

(1) Main Road - 8 Au (Greatest)

(2) Ground - 4 Au

(3) Home - 2 Au (Lowest)


● The place where I live has traffic in road and where I live there is many factories on the both sides of the main road resulting in high pollution. Again the ground in this area is surrounded by green trees and the field is bit less away air pollution in the comparison of main road and in home area it surrounded with many flats (Block) and trees so in this area also not so much air pollution are catches.

# CONCLUSION OR INFERENCE

- Air pollution is a major environment issue. It can ~~of~~ affect the health and life support systems as well. Since clear air is an essential factor of life for respiration, it is necessary to prevent the sources of air pollution.
- Air pollution is often the most obvious and wide spread type of pollution.
- Health effects of these pollutants include respiratory diseases, birth defects, heart attacks, cancer, and developmental disabilities in children. Environment impacts include destruction of stratospheric ozone, poisoning of forests and waters by acid rain, and corrosion of building materials.
- We have made encouraging progress in controlling air pollution, progress that has economic benefits as well as health benefits.



# BIBLIOGRAPY

- 
- [www.wikipedia.org](http://www.wikipedia.org).
  - [www.environmentalpollutioncenters.org](http://www.environmentalpollutioncenters.org).
  - [www.nsidc.org](http://www.nsidc.org).
  - <https://medlineplus.gov/airpollution.html>
  - Environmental Studies by Esach Bharucha.
  - Environmental education by Dr. Jain. C.K and Jain Shall.

# ACKNOWLEDGEMENT

I would like to express my special thanks of gratitude to my respected Professor. Buddhadev Mallick, Department of Zoology, Raniganj Girl's College, for his sincere support and co-operation in the preparation of this project on air pollution in the area of Rajbari Tiraadanga and its Qualitative measurement in Environmental Studies - 1st Semester.

Date:- 14/03/2022

Signature of Student.

Kumari Anjali Shaw

Examined  
12/03/22